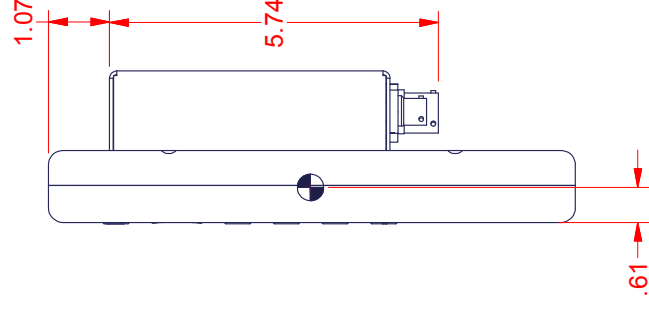
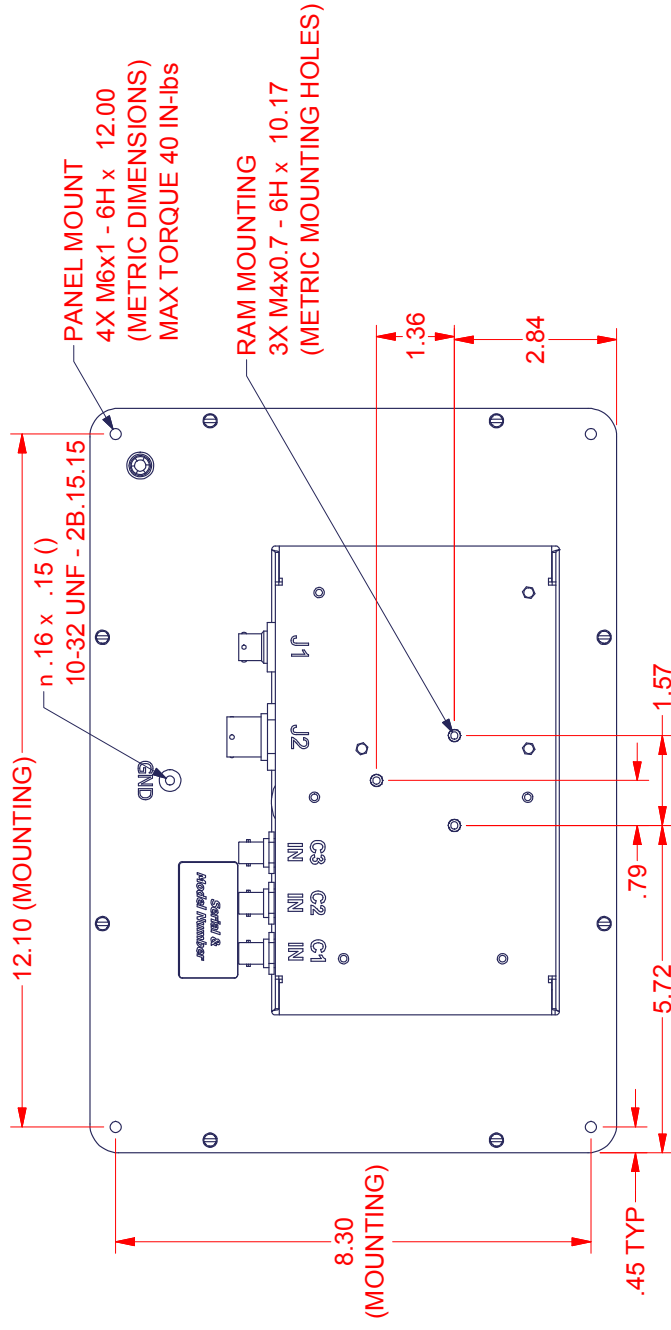
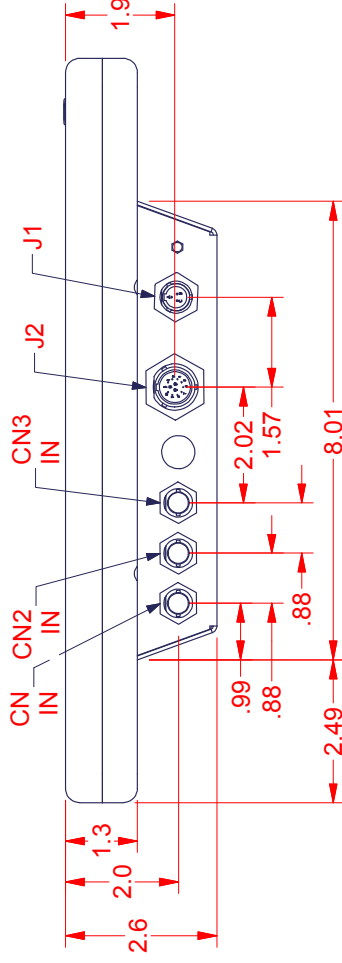
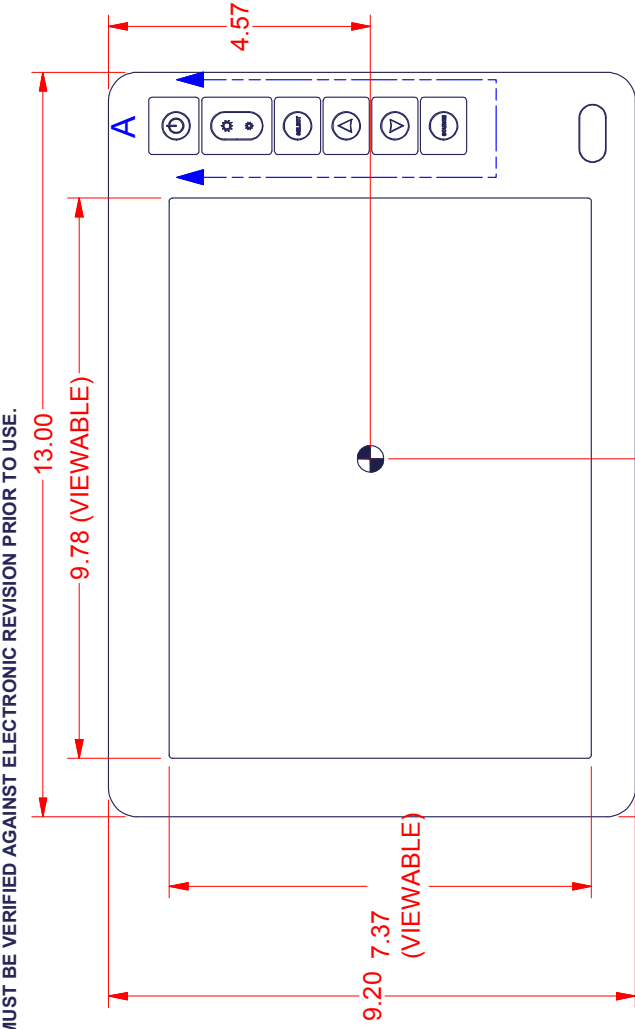


THIS IS AN ELECTRONICALLY CONTROLLED AND ISSUED DOCUMENT. HARD COPY DOCUMENTS MUST BE VERIFIED AGAINST ELECTRONIC REVISION PRIOR TO USE.



DETAIL A  
USER INTERFACE BUTTONS

POWER 3 PIN RECEPTACLE	
MIL-DTL-26482 SERIES I CONNECTOR	
J1	SIGNAL
A	28 VOLT DC
B	28 VOLT RTN
C	CHASSIS_GND
AMPHENOL #	71-533721-33P (3-pin power)
Mate #	PT06E833SSR (141247)
Strain #	Included
Part #	141227
Cable Assy#	900222

3 VIDEO IN VIA BNC	
C1, C2, C3	SIGNAL
CENTER	VID_IN
SHELL	VID_GND
Part #	420348
Cable Assy#	900399

RGB 13 PIN RECEPTACLE	
MIL-DTL-38999 SERIES I CONNECTOR	
J2	SIGNAL
1	Red Video Signal
2	Red Video Ground
3	Green Video Signal
4	Green Video Ground
5	Blue Video Signal
6	Blue Video Ground
7	H-SNYC
8	V-SNYC
9	H/V SYNC Ground
10	USB+/RS-232 RXD
11	USB-/RS-232 TXD
12	Digital Ground
13	RI-OUT
AMPHENOL #	88-569722-35P (Video Only)
Mate #	MS27467E11B35S (141238)
Strain #	M85049/49-2-10W (141248)
Part #	141228
Cable Assy#	900230

PROPRIETARY NOTICE -- PERMISSION IS HEREBY GRANTED TO USE THE CONFIDENTIAL INFORMATION ON THIS DOCUMENT FOR REFERENCE ONLY AND MAY NOT BE PRODUCED OR DISCLOSED TO OTHERS WITHOUT PRIOR WRITTEN PERMISSION OF MARINE PC.

**TOLERANCES**  
 LINEAR  
 ANGULAR  
 ± 1°  
 X = ±.1  
 XX = ±.01  
 XXX = ±.005  
 UNLESS OTHERWISE SPECIFIED

Project: **MPC-ML212**  
 Design: MG Date: 2/26/2013  
 Check: EC Date: 2/27/2013

MPC Part # MPC-ML212VR Dwg # ML212VR Rev # 2.0  
 Wgt. 8.38 lb +/- .25lbs. Material:  
 Finish:  
 P:\MSMML12R\Assemblies \Display,Assy ML212VR.iam

**OVERVIEW**  
 DISPLAY MPC-ML212VR ASSEMBLY

**MARINE PC**  
 3420 N. Stone Gully P:480-515-1838  
 Mesa, AZ 85207 F:480-654-0243